

**FUND OBJECTIVE**

The fund is designed to track the performance of the FTSE RAFI® Emerging Markets Index through physical ownership of the shares that constitute the index. The manager has discretion to invest in securities which provide the same underlying economic exposure as the index members. The FTSE RAFI® Emerging Markets Index comprises the 350 largest global Emerging Markets companies as measured by sales, cash flow, net book value and dividends.

**FUND MANAGER**



Dr. Graham Forster has over 20 years of investment management experience. In previous roles he has managed derivative and indexed portfolios for Abbey Life, Hill Samuel and Deutsche Asset Management.

**CUMULATIVE PERFORMANCE**

	1 month	3 months	6 months	1 year	3 years**	5 years**	YTD
Fund (B) - Net*	-3.34%	-3.46%	-3.61%	-0.48%	19.66%	6.56%	-1.42%
Benchmark	-3.36%	-3.89%	-4.36%	-1.26%	19.85%	6.65%	-2.58%
Difference	0.03%	0.43%	0.75%	0.78%	-0.19%	-0.09%	1.15%

Source: Henderson Rowe

**KEY INFORMATION**

**Fund Facts**

Fund Launch Date	30/11/2011
Price	153.09p
Fund Size	£51.3m
Number of Holdings	334

Benchmark FTSE RAFI® Emerging Markets Net Total Return Index

IA Sector	IA Global Emerging Markets
Fund Currency	GBP
Domicile	United Kingdom
Fund Type	UCITS IV OEIC
Share Type	Accumulation
Valuation Point	12 noon
Gross Yield	3.5% (Est.)

**Fees and Charges**

AMC	0.27%
Ongoing Charge	0.66% as at 31/8/2018
Initial Charge	0.00%
Redemption Charge	0.00%
Dilution Adjustment	+/-35bps

**Fund Identifiers**

SEDOL	B4X9001
ISIN	GB00B4X90018
Bloomberg	IFDSEMB:LN

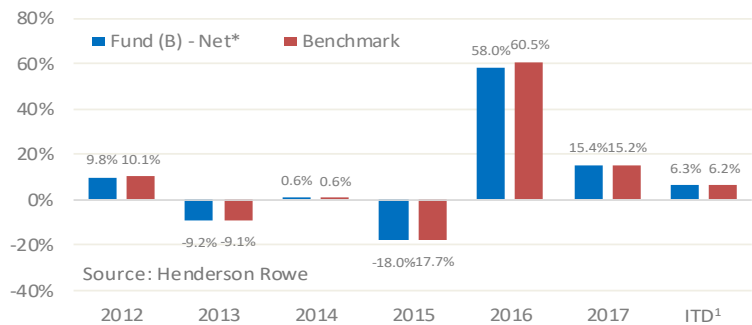
**Dealing Details**

Address	Fund Partners Ltd FP Henderson Rowe PO Box 10849 Chelmsford CM99 2XT
Dealing Line	01268 44 8658

**Manager Details**

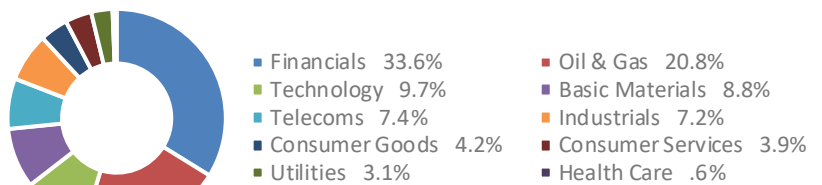
Company	Henderson Rowe
Phone	+44 (0)20 7907 2200
Website	www.hendersonrowe.com

**ANNUAL PERFORMANCE**



The value of your investment may fall as well as rise and you may not get back your initial investment. Past performance is not an indicator of future performance.

**SECTOR BREAKDOWN**



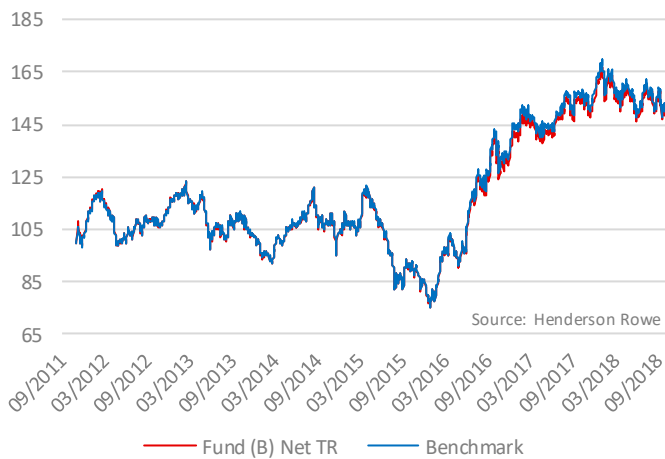
Source: Henderson Rowe

**COUNTRY BREAKDOWN**



Source: Henderson Rowe

## FUND PERFORMANCE<sup>2</sup>



## TOP 10 HOLDINGS

Stock	Weight
China Construction Bank (H)	3.79%
Taiwan Semiconductor Manufacturing	3.08%
AO Gazprom	2.65%
China Mobile (Red Chip)	2.54%
Reliance Industries	2.53%
Industrial and Commercial Bank of China	2.43%
Lukoil-Holding	2.33%
Bank of China (H)	1.97%
Vale SA	1.90%
Infosys	1.80%

Source: Henderson Rowe

All data on this Fact Sheet is as at 31 October 2018 and is subject to rounding unless otherwise stated.

\* Fund and Benchmark returns are in GBP and calculated as at 12 noon. Fund performance is based on the mid NAV, excluding dilution adjustments, and is net of ongoing costs and fees. Benchmark returns are calculated by taking the price index level at 12 noon and adding back in the total return component for the period.

\*\* Annualised (% p.a.)

1. The Inception-to-Date number (ITD) is the annualised return of the B Share Class since inception on 30/11/2011.

2. Fund performance is based on the mid NAV rebased to 100.

This document is intended for the use of Professional and Institutional Clients only and is not for distribution to Retail Clients. This document is not intended for distribution to, or use by, any person or entity in any jurisdiction where such distribution would be unlawful and shares of the fund referred to herein shall not be offered or sold to any person where such sale would be unlawful. Any onward distribution of this material is strictly prohibited.

The value of your investment may fall as well as rise and you may not get back your initial investment. Past performance is not an indicator of future performance. For information concerning the Fund please read the Key Investor Document and Supplementary Information Document. The full risks of the Fund are set out in the Full Prospectus available on our website.

The FP Henderson Rowe FTSE RAFI® Emerging Markets Fund is a sub-fund of the FP Henderson Rowe Index Funds (the "Company") an investment company with variable capital incorporated in England and Wales under registered number IC000864. This material is issued by Henderson Rowe Limited ("Henderson Rowe"), the investment manager and distributor in respect of the Company. Henderson Rowe is a company incorporated in England and Wales under registered number 04379340 with registered office at 1 London Street, Reading, Berkshire, RG1 4PN. Fund Partners Limited (formerly IFDS Managers Limited) whose registered office is at Cedar House, 3 Cedar Park, Cobham Road, Wimborne, BH21 7SB is the Authorised Corporate Director (the "ACD") of the Company. Henderson Rowe and Fund Partners Limited are both authorised and regulated by the Financial Conduct Authority: 25 The North Colonnade, Canary Wharf, London, E14 5HS.

The FP Henderson Rowe FTSE RAFI® Emerging Markets Fund is not in any way sponsored, endorsed, sold or promoted by FTSE International Limited ("FTSE"), by the London Stock Exchange Plc. (the "Exchange"), The Financial Times Limited ("FT") or by Research Affiliates® LLC ("RA") (collectively the "Licensor Parties"), and none of the Licensor Parties make any warranty or representation whatsoever, expressly or impliedly, either as to the results to be obtained from the use of the FTSE RAFI® Emerging Markets Index (the "Index") and/or the figure at which the said Index stands at any particular time on any particular day or otherwise. The Index is compiled and calculated by FTSE in conjunction with RA. None of the Licensor Parties shall be liable (whether in negligence or otherwise) to any person for any error in the Index and none of the Licensor Parties shall be under any obligation to advise any person of any error therein.